







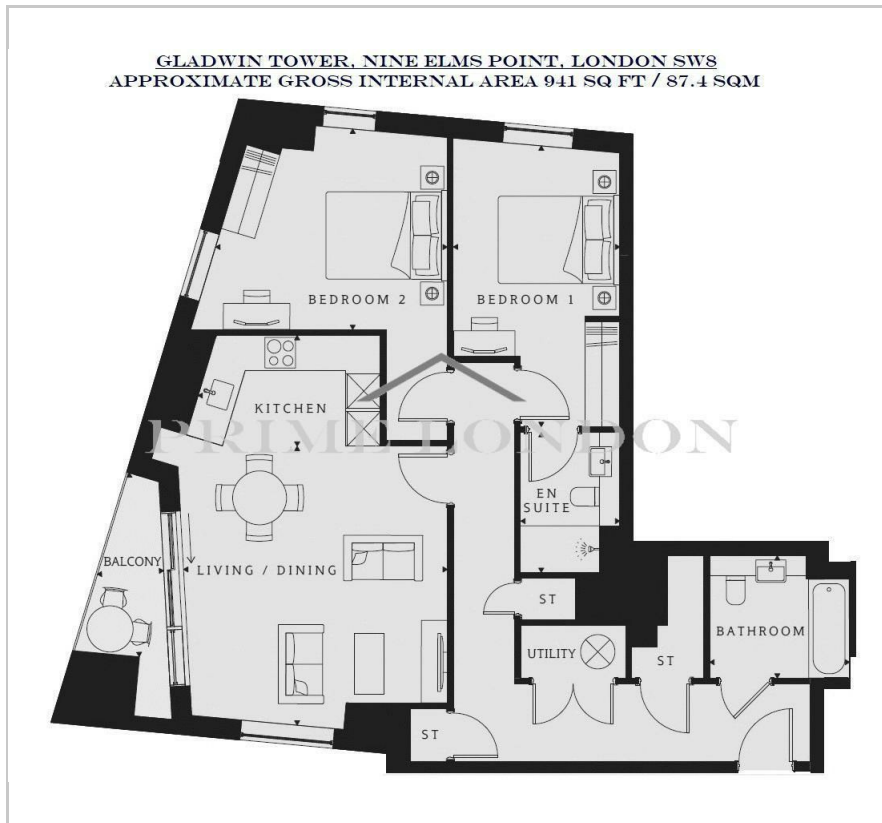
Gladwin Tower

50 Wandsworth Road, Nine Elms Point, SW8 2FA

£650 Per Week

-  2
-  2
-  1
- 

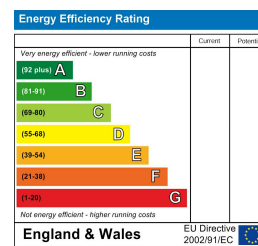
Floor Plan



Area Map



Energy Efficiency Graph



Viewing

Please contact our on 0207 928 6663 if you wish to arrange a viewing appointment for this property or require further information.

- Interior designed
- High specification level
- Fitness Suite
- 941 sq ft
- 24 hour concierge service
- Landscaped gardens



An interior designed apartment, totalling 941 sq ft and offering a high specification level, available exclusively through Prime London.

Nine Elms Point is situated at the forefront of Europe's largest regeneration scheme, and benefits from landscaped courtyards, elevated parades, a fitness suite and a 24 hour concierge service. Nine Elms Point is conveniently located beside the Nine Elms Northern Line tube station, and above a flagship 80,000 sq ft Sainsbury's.

Vauxhall station is under half a mile away, you you can be in Waterloo in 4 minutes, Oxford Circus in 9 minutes or London King's Cross St. Pancras in 13 minutes. Gatwick, Heathrow and London City Airport are all less than an hour's commute away.



These particulars, whilst believed to be accurate are set out as a general outline only for guidance and do not constitute any part of an offer or contract. Intending purchasers should not rely on them as statements of representation of fact, but must satisfy themselves by inspection or otherwise as to their accuracy. No person in this firms employment has the authority to make or give any representation or warranty in respect of the property.