

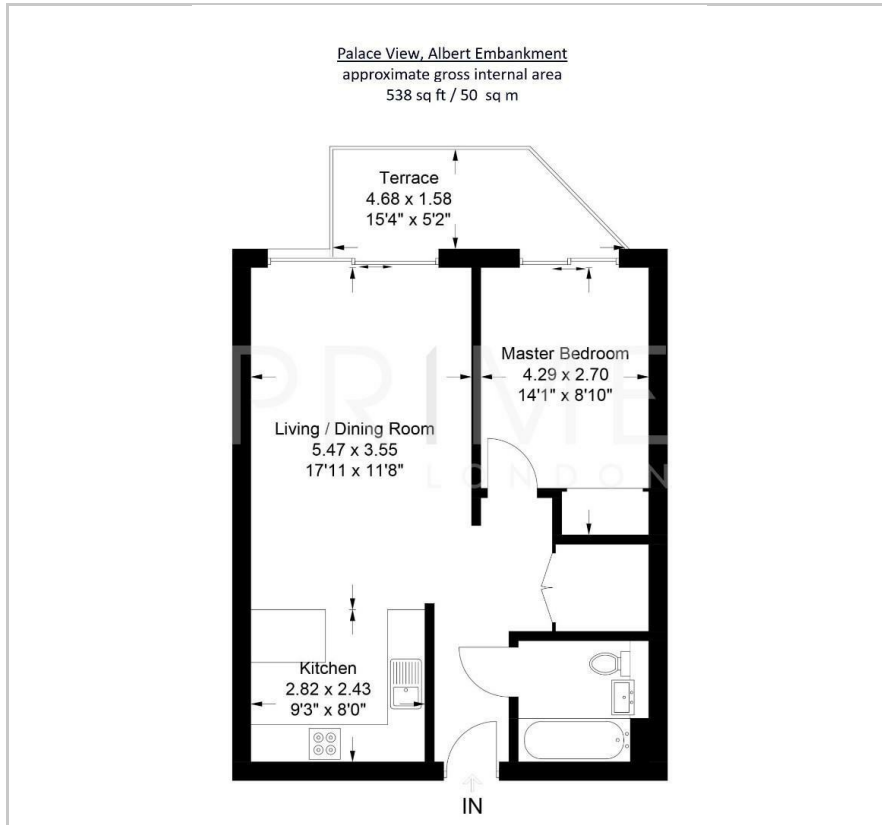
Palace View

1 Lambeth High Street, Albert Embankment, SE1 7AH

Best Offers Over £600,000



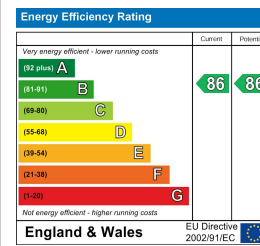
Floor Plan



Area Map



Energy Efficiency Graph



Viewing

By appointment. Contact us on 0207 928 6663 if you wish to arrange a viewing appointment for this property, or require further information.


- Modern One bedroom ▪ 538 sq ft / 50 sq m apartment
- Private balcony
- Residents' gym and cinema room
- Next to the River Thames
- 24 hour concierge

This high specification one bedroom apartment, with private balcony and quiet aspect, is set in a great position within the exceptional boutique Palace View development (next to the River Thames in Zone 1), and is available for chain free sale through Prime London.

This bright 538 sq ft (50 sqm) property consists of a large open plan reception, a modern and fully fitted kitchen with dining area, a private balcony, a substantial double bedroom (with built in storage), and elegant family bathroom. The property also benefits from having wooden flooring throughout and comfort cooling.

Palace View offers a very different atmosphere from many, being a more intimate building, which features an expansive Roof Terrace (with views of the River Thames, Houses of Parliament and the London Eye), a Gymnasium, a Cinema and a 24 hour concierge service.

Palace View is also less than 50 metres from the River Thames and a short walk (0.5 miles) to Westminster Bridge - the start of London's iconic Southbank.



These particulars, whilst believed to be accurate are set out as a general outline only for guidance and do not constitute any part of an offer or contract. Intending purchasers should not rely on them as statements of representation of fact, but must satisfy themselves by inspection or otherwise as to their accuracy. No person in this firm's employment has the authority to make or give any representation or warranty in respect of the property.