





## Palace View

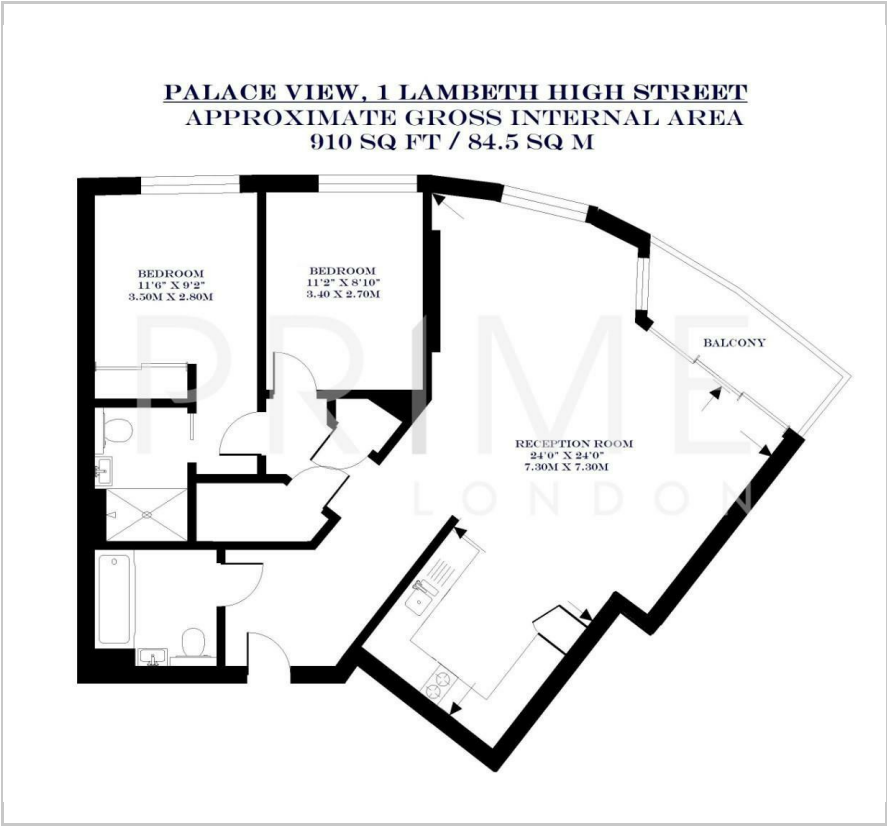
1 Lambeth High Street, SE1 7AH

£923 Per Week





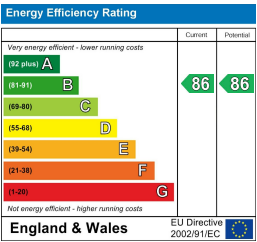
Floor Plan



Area Map



Energy Efficiency Graph



Viewing

By appointment. Contact us on 0207 928 6663 if you wish to arrange a viewing appointment for this property, or require further information.

- Bright, curved two bedroom ■ Views of Lambeth Palace, apartment
- Secure underground parking ■ Exceptional boutique development
- Roof Terrace, Gymnasium, ■ 24 hour concierge service Cinema



Prime London office on site at Palace View. A bright, curved two bedroom apartment with views of Lambeth Palace, Lambeth Bridge and the river, with secure underground parking, available within this exceptional boutique development exclusively through Prime London.

The development offers a very different atmosphere from many, being a more intimate building, which features an expansive Roof Terrace, Gymnasium, Cinema and 24 hour concierge service.

The development is less than 50 metres from the River Thames and a short walk (0.5 miles) to Westminster Bridge - the heart of London's iconic 'Southbank'.



These particulars, whilst believed to be accurate are set out as a general outline only for guidance and do not constitute any part of an offer or contract. Intending purchasers should not rely on them as statements of representation of fact, but must satisfy themselves by inspection or otherwise as to their accuracy. No person in this firm's employment has the authority to make or give any representation or warranty in respect of the property.